




Portugal Cove
St. Philip's

BUDGET

2026



Budget Speech

Presented by Deputy Mayor, Kim Churchill
Corporate Services Committee Chair
Wednesday, December 17th, 2025

Thank You.

The 2026 Budget reflects a year of careful planning, open dialogue, and a continued focus on the long-term wellbeing of Portugal Cove–St. Philip’s. Throughout the process, residents took the time to engage, share perspectives, and offer insight into what matters most to our community, and that involvement helped inform the decisions before Council.

This budget is grounded in responsibility and guided by the collective vision of those who live and work here. It balances current service needs with future priorities, ensuring that investments are made thoughtfully and with sustainability in mind.

We are grateful for the trust placed in Council and staff to manage public resources with care. As we move forward, the 2026 Budget serves as a reflection of a community that is engaged, informed, and committed to the continued growth and strength of the town we are proud to call home.

Together, we are building a stronger, more connected community.



pcsp.ca



[@townofpcsp](https://www.facebook.com/townofpcsp)



[@pcspnl](https://www.instagram.com/pcspnl)



[@pcspnl](https://twitter.com/pcspnl)

Budget 2026 Speech

Good evening, Mayor, fellow members of Council, staff, and residents.

As Deputy Mayor, it is my privilege to present the Town's 2026 Budget on behalf of the newly elected Council. This is the first budget tabled by this Council, and one we bring forward with confidence and clarity following a thorough and thoughtful review process.

The 2026 Budget reflects an in-depth examination of municipal operations, services, and long-term priorities, supported by careful financial analysis and strategic planning.

A cornerstone of this budget, and of this Council's approach to governance, has been listening. We placed a strong emphasis on public consultation and community feedback, recognizing that sound financial decisions are strongest when they are informed by the people they impact.

The result?

A responsible budget that balances sound fiscal stewardship with continued investment in the services and infrastructure that support growth and quality of life.

Your voices help guide our priorities, and transparency remains central to how we plan, invest, and move forward as a community.

Like many municipalities across the province, we continue to face significant financial pressures, including inflation, rising construction and operating costs, and increasing demands on municipal infrastructure. These challenges were addressed directly and thoughtfully, with each decision grounded in careful analysis and long-term sustainability.

Council believes the 2026 Budget strikes a balanced and measured approach—one that is financially responsible, mindful of affordability, and positions the Town well for the year ahead.

Affordability

First, I will address affordability which was the main theme and focus of our budget. Council examined the Town's financial position in detail and made deliberate choices to ease pressure on residents while maintaining service levels and planning responsibly for the future. We are very happy to announce the following:

1. The mill rate has been lowered to 6.6, providing direct tax relief to households across the community.
2. Residents in receipt of the Guaranteed Income Supplement will continue to benefit from a 20 percent property tax reduction, and
3. A new Low Income Property Tax Reduction program will be introduced to support those who need it most.
4. Additionally, water and sewer fees will decrease, and connection fees will no longer apply for existing homes within capital project areas, removing a barrier for residents and encouraging responsible growth.

Investing in Our Community

Next, Strategic investment in infrastructure remains essential to maintaining safe, reliable, and resilient municipal services. The 2026 Budget includes continued asset renewal, road improvements, and critical upgrades to municipal infrastructure. Funding is allocated for the replacement of a fire pumper, ensuring our volunteer fire department has the equipment needed to respond effectively and safely in emergencies. Improvements to safety throughout our community remain a priority, supporting both emergency services and everyday community well being.

Water services are another significant focus. This budget supports a comprehensive water infrastructure study to help prioritize the future extension of water services within the Town. We are also investing in potable water stations for residents, improving access to clean drinking water.

Council will invest in the spaces where community life happens

Recognizing that well-maintained public assets contribute directly to quality of life, health and community connection. Facilities and park improvements are included, along with continued trail and sidewalk construction to support active transportation and connectivity. The next phase of trail lighting in Voisey's Brook Park will move forward, as well as on phase one of Broad Cove River. The addition of solar lighting enhances accessibility, safety and extending the hours the trails can be used and enjoyed. The lights are energy efficient and environmentally responsible, aligning with the Town commitment to the environment and providing healthy living opportunities year round.

Investing in Our Future

Environmental stewardship and long term planning are integral to this budget, and to this Council's vision for the future. The budget includes targeted investments that will guide responsible growth and protect the Town's natural assets. Funding is included for environmental initiatives such as waterway testing, a tree planting strategy, and a housing needs assessment. These projects will help guide sustainable growth and ensure we are planning thoughtfully for the future housing and environmental needs

Council is also proud to continue leading the province in inclusive initiatives. The summer program with respite worker supports remain funded, reinforcing our commitment to accessibility, inclusion and support for families. These programs reflect the kind of community we strive to be - welcoming, compassionate, and forward thinking.

The Year Ahead

In closing, Council is confident that this budget is fair, responsible, reflective of the priorities shared by our community. It positions the Town well for the year ahead while remaining mindful of affordability and sustainability.

I would like to thank Council, staff and residents for their contributions to this year's budget process.

**Your collaboration and commitment
make this work possible.**

I look forward to many of these projects take shape in the coming year.

Thank You.

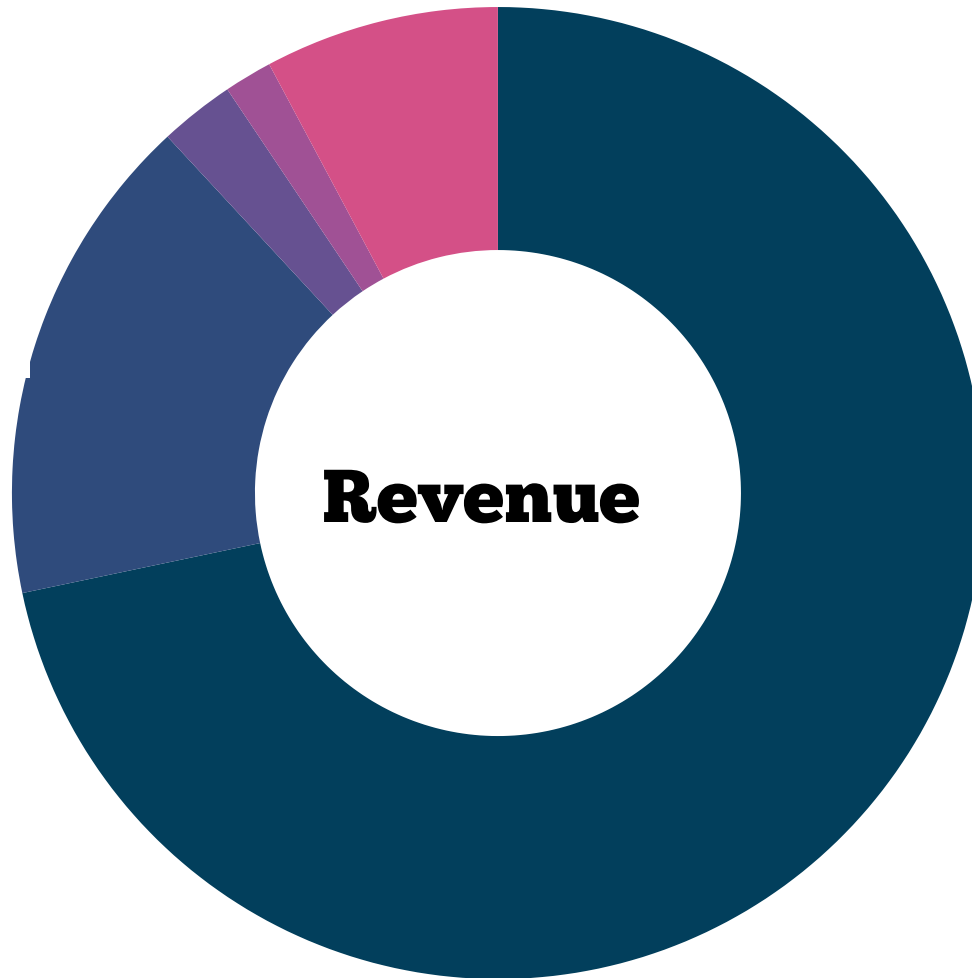
BUDGET

2026



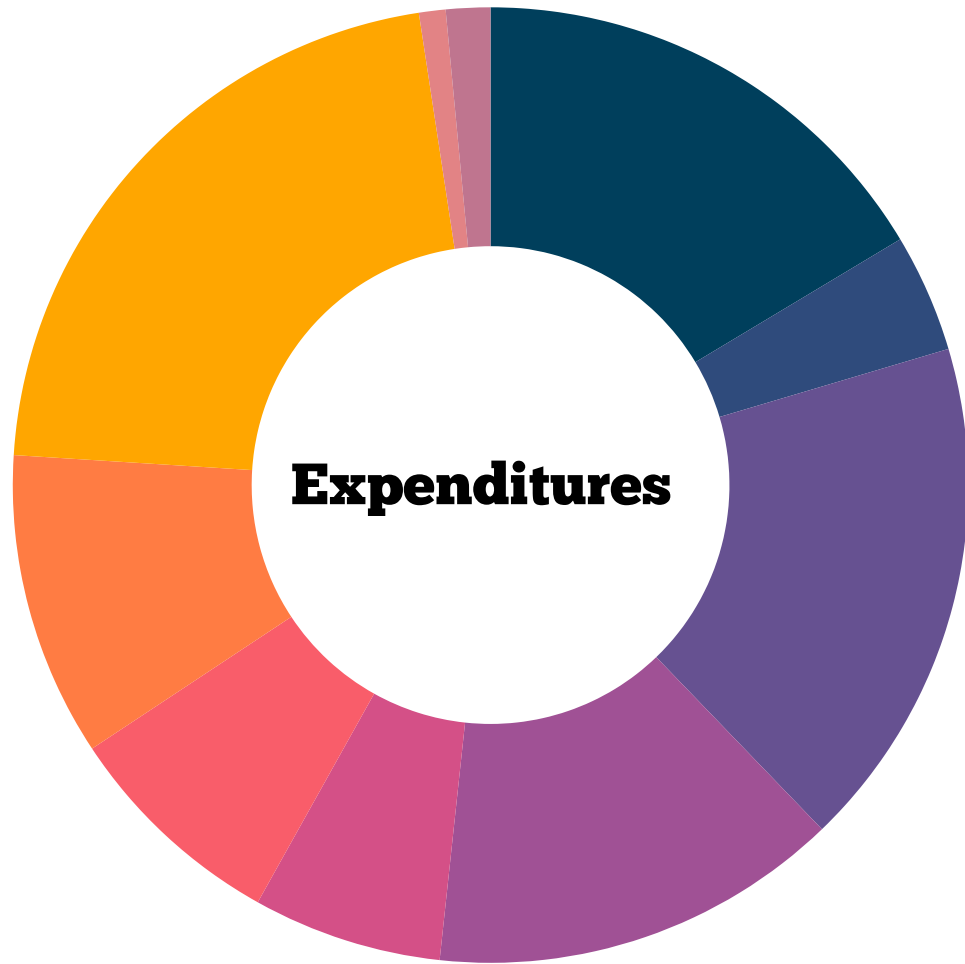
Budget Breakdown

2026 Budget Breakdown - Where the Money Comes From



- Taxation and Fees (71.7%)
- Government Transfers (16.4%)
- Other Revenue from own Sources (2.5%)
- Sale of Goods and Services (1.6%)
- Other Transfers (7.8%)

2026 Budget Breakdown - Where the Money Goes



- General Government (16.4%)
- Protective Services (4.0%)
- Transportation Services (17.4%)
- Environmental Health (13.9%)
- Planning and Development (6.4%)
- Recreation and Community Services (7.6%)
- Debt Charges (10.3%)
- Capital Purchases (21.6%)
- Infrastructure Reserve (0.9%)
- Other Fiscal Services (1.5%)

Property Taxes: How to Calculate



Property tax is a levy imposed by municipal governments on real estate properties within their jurisdiction. It's a primary source of funding for municipalities, funding essential local services such as infrastructure maintenance, public safety, waste management, recreational facilities, and community programs.

How to Calculate your 2026 Residential Property Tax

Residential Mil Rate - 6.6 mils Water/Wastewater Fee - \$695



*Your property's assessed value
x Mill Rate (0.0066 for Residential)*



\$695 for water/wastewater fee



Total Property Tax for 2026

How to Calculate your 2026 Commercial Property Tax

Commercial Mil Rate - 6.6 mils Commercial Water/Sewer Fee - \$850



*Your property's assessed value
x Mill Rate (0.0066 for Commercial)*



\$850 for water/wastewater fee



Total Property Tax for 2026

2026 Operating Budget Summary

 An operating budget outlines expenses and revenue associated with the day-to-day provision of services.

Revenue	2025 Budget	2026 Budget	% of Budget	% of Change
Taxation and Fees	11,671,377	11,818,977	71.7%	1.3%
Government Transfers	5,577,315	2,707,479	16.4%	-51.5%
Revenue from Own Sources	435,600	405,000	2.5%	-7.0%
Sale of Goods and Services	238,400	269,560	1.6%	13.1%
Transfers	1,842,188	1,287,445	7.8%	-30.1%
	19,764,880	16,488,461	100%	-16.6%

Expenditures	2025 Budget	2026 Budget	% of Budget	% of Change
General Government	2,638,786	2,711,526	16.4%	2.8%
Protective Services	656,599	664,850	4.0%	1.3%
Transportation Services	2,965,933	2,866,960	17.4%	-3.3%
Environmental Health	2,143,528	2,288,720	13.9%	6.8%
Planning and Development	1,011,161	1,047,025	6.4%	3.5%
Recreation and Community Services	1,115,003	1,253,280	7.6%	12.4%
Debt Charges	1,706,853	1,698,199	10.3%	0.5%
Capital Purchases	7,125,150	3,555,084	21.6%	-50.1%
Transfer to Reserves	228,867	154,817	0.9%	-32.4%
Other Fiscal Services	173,000	248,000	1.5%	43.4%
	19,764,880	16,488,461	100%	-16.6%

Revenue Breakdown

Revenue	2025 Budget	2026 Budget	% of Budget	% of Change	
Taxation					
Property Tax	9,886,303	9,958,621	60.4%	0.7%	
Business Tax	111,990	137,707	0.8%	23.0%	
Utility Tax	392,229	413,224	2.5%	5.4%	
Water and Sewer Fees	1,280,855	1,309,425	7.9%	2.2%	
	11,671,377	11,818,977	71.7%	1.3%	
Government Transfers					
Municipal Operating Grant	308,943	308,943	1.9%	0.0%	
Community Canada Building Fund	370,000	407,828	2.5%	10.2%	
Provincial Gas Tax	69,548	69,548	0.4%	0.0%	
Other Grants	4,828,824	1,921,160	11.7%	-60.2%	
	5,577,315	2,707,479	16.4%	-51.5%	
Revenue from Own Sources					
Permits and Fees	185,600	155,000	0.9%	-16.5%	
Investment Income	250,000	250,000	1.5%	0.0%	
	435,600	405,000	2.5%	-7.0%	
Sale of Goods and Services					
Rentals, Programs and Event Fees	238,400	269,560	1.6%	13.1%	
	238,400	269,560	1.6%	13.1%	
Transfers					
Deferred Revenue from 2024	1,028,543	-	0.0%	-100.0%	
Community Canada Building Fund from 2025	-	453,472	2.8%	0.0%	
Recreation Reserve	50,000	100,000	0.6%	100.0%	
Surplus	763,645	733,973	4.5%	-3.9%	
	1,842,188	1,287,445	7.8%	-30.1%	
	19,764,880	16,488,461	100.0%	-16.6%	BUDGET 2026

Expenditures Breakdown

Expenditures	2025 Budget	2026 Budget	% of Budget	% of Change
General Government				
Council	210,100	210,100	1.3%	0.0%
General Administration	1,686,621	1,822,217	0.8%	0.9%
Property Assessment Services	123,690	124,834	0.6%	0.1%
Elections	60,000	10,000	0.1%	-83.3%
General Maintenance	446,375	446,375	2.7%	0.0%
Public Relations and Communications	112,000	98,000	0.6%	-12.5%
	2,638,786	2,711,526	16.4%	2.8%
Protective Services				
Fire Protection	558,299	559,850	3.4%	0.3%
Emergency Response Plan	25,000	25,000	0.2%	0.0%
Animal Control	3,300	5,000	0.0%	51.5%
Municipal Enforcement	70,000	75,000	0.5%	7.1%
	656,599	664,850	4.0%	1.3%
Transportation				
Fleet Maintenance and Fuel	978,494	925,235	5.6%	-5.4%
Road Maintenance	1,175,439	1,146,725	7.0%	-2.4%
Snow Removal	592,000	575,000	3.5%	-2.9%
Street Lighting	220,000	220,000	1.3%	0.0%
	2,965,933	2,866,960	17.4%	-3.3%
Environmental Health				
Water Supply	769,450	895,500	5.4%	16.4%
Sewage Collection and Disposal	513,240	458,000	2.8%	-10.8%
Garbage Collection and Disposal	860,838	935,220	5.75	8.6%
	2,143,528	2,288,720	13.9%	6.8%
Planning and Development				
Planning and Zoning	699,941	694,250	4.2%	-0.8%
Economic Development and Tourism	311,220	352,775	2.1%	13.4%
	1,011,161	1,047,025	6.4%	3.5%

Expenditures Breakdown

Expenditures	2025 Budget	2026 Budget	% of Budget	% of Change
Recreation and Community Services				
Administration	578,108	599,580	3.6%	3.7%
Community Centre	54,000	64,000	0.4%	18.5%
Parks, Playgrounds, Fields	205,195	257,500	1.6%	25.5%
Cultural Facilities	19,500	20,000	0.1%	2.6%
Programs, Activities, Events	258,200	312,200	1.9%	20.9%
	1,115,003	1,253,280	7.6%	12.4%
Debt Charges				
Loan Payments	1,706,853	1,698,199	10.3%	-0.5%
	1,706,853	1,698,199	10.3%	-0.5%
Capital Upgrades				
Road Improvements	383,347	1,041,300	6.3%	171.6%
Water and Sewer Upgrades	5,814,828	1,899,660	11.5%	-67.3%
Equipment	115,800	60,000	0.4%	-48.2%
Parks and Trails	32,175	135,124	0.8%	320.0%
Recreational Facilities	90,000	187,000	1.1%	107.8%
Facility Upgrades	541,000	69,500	0.4%	-87.2%
General	148,000	162,500	1.0%	9.8%
	7,125,150	3,555,084	21.6%	-50.1%
Transfer to Reserves				
Infrastructure Reserves	152,220	130,000	0.8%	-14.6%
Debt Reserve	76,647	24,817	0.2%	-67.6%
	228,867	154,817	0.9%	-32.4%
Other Fiscal Services				
Discounts	50,000	100,000	0.6%	100.0%
Other Fiscal Services	123,000	148,000	0.9%	20.3%
	173,000	248,000	1.5%	43.4%
	19,764,880	16,488,461	100.0%	-16.6%



Portugal Gove
St. Philip's