



Portugal Cove  
St. Philip's

# Celebrate



## Literacy Day

Let's Have a Family Party!

# Activity Book



# How Many Words?

Make as many words as you can from the word Literacy?

# LITERACY

Examples: Race Trace Lay Rate

---

---

---

---

---

---

---

---

---

---

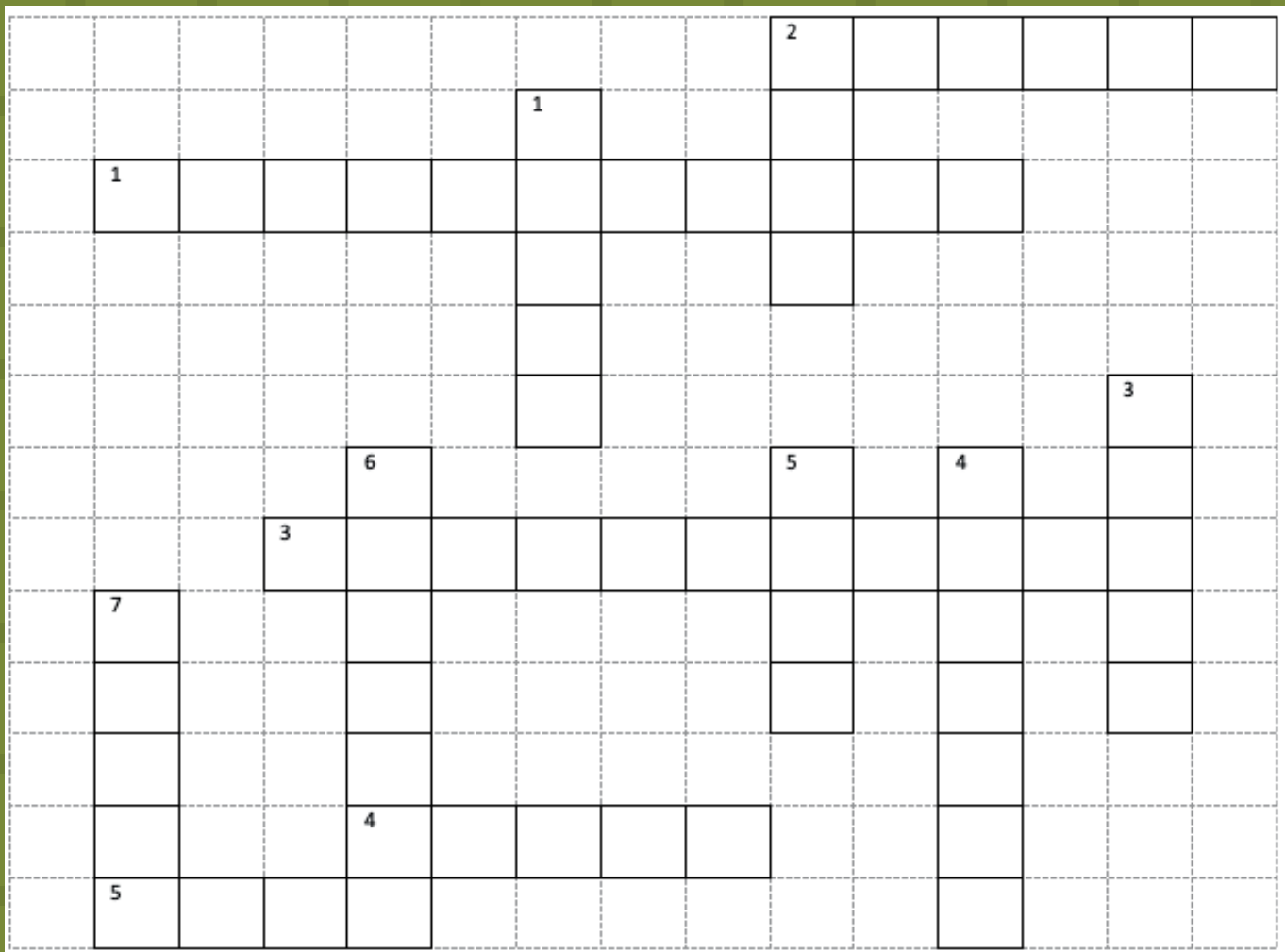
---

---

---

---

# Crossword Puzzle



## Across




1. When you throw a party, you use \_\_\_\_\_ to decorate
2. People you love and people you're related to
3. Your birthday is a \_\_\_\_\_ of you
4. A longer book can be called a \_\_\_\_\_
5. When you hear a song you \_\_\_\_\_

## Down

1. When there's a birthday, you have a \_\_\_\_\_
2. What you eat
3. When you're at a party with music on, you and your friends \_\_\_\_\_
4. A place where you find lots of books
5. At a party you eat \_\_\_\_\_ for dessert
6. When you have a good book, you can be found \_\_\_\_\_ it.
7. Monopoly and Uno are \_\_\_\_\_

# Photo Time!

Cut out the images below to wear for a fun photo prop!




# Photo Time!

Cut out the images below to wear for a fun photo prop!



# Photo Time!

Cut out the images below to wear for a fun photo prop!



# Bake a Cake

It isn't a party without a cake! Use the recipe below to bake a cake with your family. Don't forget to add extra sprinkles!

## White Cake (or cupcake!) Recipe

### Ingredients

- 1. 1 cup of white sugar
- 2. ½ cup of butter
- 3. 2 eggs
- 4. 2 teaspoons vanilla extract
- 5. 1 ½ cups of all-purpose flour
- 6. 1 ¾ teaspoons baking powder
- 7. ½ cup milk

### Instructions

1. Preheat oven to 350° F
2. Grease 9-inch cake pan or line a muffin pan with liners
3. In a bowl, cream together the sugar and the butter
4. Beat in the eggs, one at a time, then stir in the vanilla
5. Combine flour and baking powder, add to the sugar and butter mixture and mix well
6. Stir in the milk until the batter is smooth (it will be thick)
7. Pour or spoon the batter into the prepared pan
8. Bake for 30-40 minutes
  - a. If you're baking cupcakes, bake 20 minutes or until done
  - b. Cake is done when it springs back to touch



*Let's eat*  
**CAKE!**





Portugal Gove  
St. Philip's

# Celebrate Literacy Day

Let's Have a Family Party!

Follow us on Social Media!



@pcspnl



@pcspnl



@Townofpcsp



**ABC**  
LifeLiteracyCanada